FL 47828.06 R0

26ga PBR on 15/32” plywood

Product Description: PBR style exposed fastener metal roof panel with 36” coverage and nominally 1.25” tall rib.

Material: 26ga (min) steel. Thicker gauge steel is acceptable. Compliant with FBC 1507.4.3 where required.

Fastener: #9 x 1.5” panel fastener with sealing washer. ¼” x 7/8” lap screw at 20” o.c. Compliant with FBC 1507.4.4 where required.

Substrate: 15/32” (min) plywood. Thicker plywood is acceptable.

Method	Attachment	Max Design Pressure
Method A	Fasteners in 12”-12” pattern (1 per rib), with fastener rows at **24**” o.c. ¼” x 7/8” lap screw at 20” o.c.	56.0 psf
Method B	Fasteners in 7”-5” pattern (2 per rib), with fastener rows at **12**” o.c. ¼” x 7/8” lap screw at 20” o.c.	161 psf

*MDP shown is allowable pressure. Safety factor of 2.0 has been applied.

METHOD A: 24" O.C.

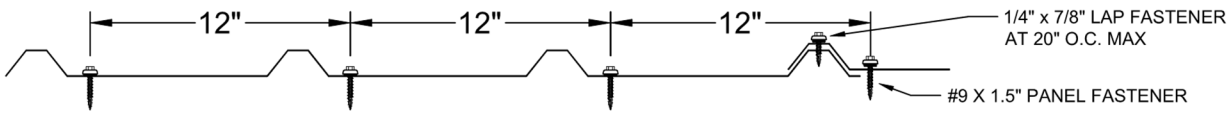

METHOD B: 12" O.C.

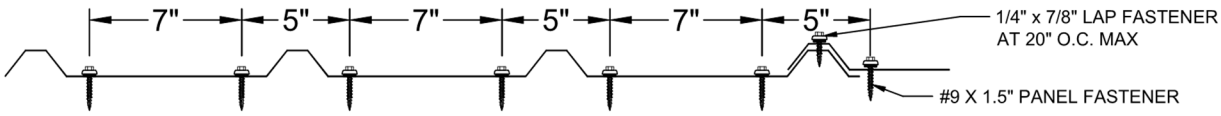

Evaluated by David Eng, PE
Timberlake Cove, LLC
FL PE 81377 • FL CA 33344
1317 Edgewater Dr Ste 2339
Orlando FL



Digitally signed by David E Eng
Date: 2025.10.10 10:55:06-04'00'

This item has been digitally signed and sealed by D.E. Eng, PE, on the date indicated. Printed copies of this document are not considered signed and sealed and the signature must be verified on any electronic copies

FL 47828.06 R0

MetalMax • 900 Cpt. Joe Fulghum Drive Murfreesboro, Tennessee 37129 • Other facilities located throughout the USA • 615-494-1693 • www.MetalMax.com

Underlayment: Comply with FBC 1507.1.1 where required.

Slope: Comply with FBC 1507.4.2 where required.

Re-Roofing: This panel may be installed over a single layer of existing roofing when permitted by local building code or FBC 1511.

Compliance statement: This product as described has demonstrated compliance with Florida Building Code 2023, 1504.3.2 (non-HVHZ), as required by FL Rule 61G20-3, method 1D.

Technical Documentation: This product has been tested to the UL 580/1897 standard by Force Engineering (TST-5328), report 517-0127T-13A,B and to FM 4471 foot traffic resistance, report 517-0244T-13, as referenced in FL39255.1 R1.

Design Process: Compare the maximum allowable loads to the ASD uplift pressures for the project to determine sufficiency and installation requirements. Engineering analysis may be completed by other licensed engineers for project specific approval by local authorities having jurisdiction.

Certification of Independence: David Eng, PE and Timberlake Cove, LLC do not have, nor will acquire a financial interest in any company manufacturing or distributing products under this evaluation. The same entities do not have, nor will acquire, a financial interest in any other entity involved in the approval process of the product.

Exclusions and Limitations: Design of deck and roof structure (to include attachment of plywood or wood plank) shall be completed by others. Fire classification and shear diaphragm design are outside the scope of this evaluation. Accelerated weathering/salt spray is outside the scope of this evaluation.

This report is limited to compliance with structural wind load requirements of FBC 1504.3.2, as required by Rule 61G20-3. Neither Timberlake Cove nor the manufacturer shall be responsible for any conclusions, interpretations, or designs made by others based on this evaluation report. This report is limited solely to documenting compliance with Rule 61G20-3, and makes no express or implied warranty regarding performance of this product. Installation shall be subject to the local building code and authority having jurisdiction; this report shall not be construed to supersede local codes in force.